


Auditors' Report on Consolidated Year to date Financial Results of Manali Petrochemicals Limited pursuant to the regulation 33 of the SEBI (Listing Obligations and Disclosure Requirements) Regulations, 2015

To
Board of Directors,
The Manali Petrochemicals Limited
Chennai.

1. We have audited the accompanying consolidated Financial Results of **Manali Petrochemicals Limited** ('herein after referred to as 'the Holding Company'), its subsidiaries (the holding and its subsidiaries together referred to as "the group") for the year ended 31st March, 2018 ("the statement"), attached herewith, being submitted by the Holding Company pursuant to the requirement of Regulation 33 of the SEBI (Listing Obligations and Disclosure Requirements) Regulations, 2015.

The consolidated financial results for the year ended 31st March, 2018 have been prepared on the basis of the audited annual consolidated financial statements as at and for the year ended 31st March, 2018, and the relevant requirements of Regulation 33 of SEBI (Listing Obligations and disclosure Requirements) Regulations, 2015 and are the responsibility of the company's management and have been approved by the board of directors of the company. Our responsibility is to express an opinion on these consolidated financial results based on our audit of such consolidated financial statements, as at and for the year ended 31st March, 2018 which were prepared in accordance with the recognition and measurement principles laid down in Indian Accounting Standards (Ind AS), prescribed under section 133 of the companies Act, 2013 read with relevant rules issued there under and other accounting principles generally accepted in India.

2. We conducted our audit in accordance with the auditing standards generally accepted in India. Those standards require that we plan and perform the audit to obtain reasonable assurance about whether the consolidated financial results are free of material misstatements. An audit includes examining, on a test basis, evidence supporting the amounts disclosed as consolidated financial results. An audit also includes assessing the accounting principles used and significant estimates made by management. We believe that our audit provides a reasonable basis for our opinion.



3. Based on our audit conducted as above, in our opinion and to the best of our information and according to the explanations given to us, these consolidated financial results for the year ended 31st March 2018:

(a) Include the financial results of the following entities:

Name of the Entity	Relationship
AMCHEM Speciality Chemicals Private Limited, Singapore	Wholly Owned Subsidiary
AMCHEM Speciality Chemicals UK Limited, UK	Step Down Subsidiary
Notedome Limited, UK	Step Down Subsidiary

- (b) Have been presented in accordance with the requirements of regulation 33 of the SEBI (Listing Obligations and Disclosure Requirements) Regulations, 2015 and SEBI circular **CIR/CFD/FAC/62/2016** dated July 05, 2016 and **CIR/IMD/DF1/69/2016** dated August 10, 2016 in this regard; and
- (c) Give a true and fair view of the financial performance including other comprehensive income and other financial information for the year ended 31st March, 2018.

4. Without qualifying our report, attention is invited to

Note No.3 to the consolidated financial results, explaining the period of lease relating to the leasehold land on which one of the manufacturing units of the Company is operating has since expired for which requests for renewal have been filed by the Company with Govt. of Tamil Nadu, (the Lessor) and the decision for extension of lease is awaited. Pending this, no adjustments have been made in the financial results for the quarter for any potential impact of non-renewal of land lease which is unascertainable at this point of time.

Other Matters:

5. We did not audit the financial statements and other financial information of three overseas subsidiaries included in the consolidated financial results, whose financial statements reflect total assets of Rs 34,421 Lakhs and net assets of Rs. 29,115 Lakhs as at 31st March, 2018, total revenues (including other income) of Rs. 11,310 Lakhs, net cash flows of Rs. 1,033 Lakhs and net profit of Rs. 922 Lakhs for the year ended on that date as considered in the consolidated Ind AS financial results. The financial statements and other financial information of these subsidiaries have been audited by the other auditors whose reports have been furnished to us by the management and our report on the consolidate Ind AS financial results in so far as it relates to the aforesaid subsidiaries is based solely on the reports of other auditors . Our opinion is not modified in respect of this matter.

6. The comparative financial information of the group for the year ended 31st March 2017 included in these results are based on previously published consolidated financial results of the group for the said period prepared in accordance with the then applicable Accounting Standards and other accounting principles generally accepted in India audited by Deloitte Haskins & Sells, Chartered Accountants vide audit report dated 16th May 2017, expressed an unmodified opinion on those consolidated financial results, as adjusted for the differences in the accounting principles adopted by the Group on transition to Ind AS, which have been audited by us with respect to the holding company and by the other auditors with respect to the subsidiaries. Our opinion is not modified in respect of this matter.

For Brahmayya & Co.,
Chartered Accountants
Firm Registration No. 000511S



N. Sri Krishna
Partner
Membership No. 026575

Place: Chennai
Date: May 16, 2018

Auditors' Report on Quarterly and Year to date Standalone Financial Results of Manali Petrochemicals Limited pursuant to the regulation 33 of the SEBI (Listing Obligations and Disclosure Requirements) Regulations, 2015

To
Board of Directors,
The Manali Petrochemicals Limited
Chennai.

1. We have Audited the accompanying Standalone Financial Results of **Manali Petrochemicals Limited** ("the Company") for the quarter ended 31st March, 2018 and the year to date results for the period from 01st April, 2017 to 31st March 2018 ("the statement"), attached herewith, being submitted by the Company pursuant to the requirement of Regulation 33 of the SEBI (Listing Obligations and Disclosure Requirements) Regulations, 2015. Attention is drawn to the fact that the figures for the quarter ended 31st March, 2018 and the corresponding quarter ended in the previous year as reported in the standalone financial results are the balancing figures between audited figures in respect of the full financial year and the published year to date figures upto the end of the third quarter of the current and previous financial years respectively. Also, the figures upto the end of the third quarter of the respective financial years had only been reviewed and not subjected to an audit.

These quarterly standalone financial results as well as the year to date standalone financial results have been prepared on the basis of the reviewed standalone financials results upto the end of the third quarter and audited annual standalone financial statements, which are the responsibility of the company's management. Our responsibility is to express an opinion on these financial results based on our audit of such standalone financial statements, which have been prepared in accordance with the recognition and measurement principles laid down in Indian Accounting Standards (Ind AS), prescribed under section 133 of the companies Act, 2013 read with relevant rules issued there under and other accounting principles generally accepted in India.

2. We conducted our audit in accordance with the auditing standards generally accepted in India. Those standards require that we plan and perform the audit to obtain reasonable assurance about whether the financial results are free of material misstatements. An audit includes examining, on a test basis, evidence supporting the amounts disclosed as financial results. An audit also includes assessing the accounting principles used and significant estimates made by management. We believe that our audit provides a reasonable basis for our opinion.



3. Based on our audit conducted as above, in our opinion and to the best of our information and according to the explanations given to us, these quarterly standalone financial results as well as the year to date results:
- (a) Are presented in accordance with the requirements of regulation 33 of the SEBI (Listing Obligations and Disclosure Requirements) Regulations, 2015 and SEBI circular **CIR/CFD/FAC/62/2016** dated July 05, 2016 and **CIR/IMD/DF1/69/2016** dated August 10, 2016 in this regard; and
- (b) Give a true and fair view of the financial performance including other comprehensive income and other financial information for the quarter ended 31st March, 2018 as well as the year to date results from 01st April, 2017 to 31st March, 2018.
4. Without qualifying our report, attention is invited to

Note No.3 to the financial results, explaining the period of lease relating to the leasehold land on which one of the manufacturing units of the Company is operating has since expired for which requests for renewal have been filed by the Company with Govt. of Tamil Nadu, (the Lessor) and the decision for extension of lease is awaited. Pending this, no adjustments have been made in the financial results for the quarter for any potential impact of non-renewal of land lease which is unascertainable at this point of time.

5. The comparative financial information for the quarter and year ended 31st March 2017 included in the statement, are based on the previously published financial results for the said periods prepared in accordance with the then applicable Accounting Standards and other accounting principles generally accepted in India audited by Deloitte Haskins & Sells Chartered Accountants vide report dated 16th May 2017, expressed an unmodified opinion on those financial results, as adjusted for the differences in the accounting principles adopted by the company on transition to Ind AS, which have been audited by us. Our opinion is not modified in respect of this matter.

Place: Chennai
Date: May 16, 2018

For Brahmayya & Co.,
Chartered Accountants
Firm Registration No. 000511S



N. Sri Krishna
Partner
Membership No. 026575

MANALI PETROCHEMICALS LIMITED

Registered Office: SPIC HOUSE, 88, Mount Road, Guindy, Chennai - 600 032

Telefax: 044-2235 1098 E-mail: companysecretary@manalipetro.com


Website: www.manalipetro.com

Corporate Identity Number : L24294TN1986PLC013087

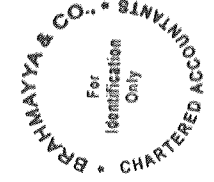
Statement of Financial Results for the Quarter and Year ended 31.03.2018

Sl No	Particulars	Standalone				Consolidated			
		Three Months Ended		Year Ended		Year Ended		Year Ended	
		Audited #	Unaudited	Audited #	Audited	Audited	Audited	Audited	Audited
		31-Mar-18	31-Dec-17	31-Mar-17	31-Mar-18	31-Mar-17	31-Mar-18	31-Mar-17	31-Mar-18
1	Revenue from Operations (Gross) (Refer Note: 7)	18,993.24	16,220.13	16,902.49	66,290.48	64,957.16	76,536.23	69,884.51	76,536.23
2	Other Income	59.01	37.14	174.81	166.57	1,235.32	298.69	1,321.68	298.69
3	Total Income (1+2)	19,052.25	16,257.27	17,077.30	66,457.05	66,192.48	76,834.91	71,206.19	76,834.91
4	Expenses								
	(a) Cost of raw materials and packing materials consumed	10,354.89	9,713.88	10,296.56	40,745.05	37,940.50	48,289.78	41,235.33	48,289.78
	(b) Purchase of stock-in-trade (traded goods)	844.96	(197.91)	289.17	1,429.14	4,508.16	-	4,508.16	-
	(c) Changes in inventories of finished goods, work-in-progress and stock-in-trade	-	-	(177.69)	1,429.14	(976.05)	1,372.93	(1,033.82)	1,372.93
	(d) Excise Duty on Sales	1,604.80	1,583.95	1,833.26	1,757.97	6,678.59	1,757.97	6,678.59	1,757.97
	(e) Power & Fuel	384.97	716.96	1,477.79	6,160.66	5,149.30	6,219.46	5,182.96	6,219.46
	(f) Employee benefits expense	60.61	41.09	473.66	2,197.12	2,224.51	3,649.48	3,284.81	3,649.48
	(g) Finance costs	231.98	208.86	67.42	281.60	185.75	325.59	231.31	325.59
	(h) Depreciation	1,451.72	1,303.35	1,610.94	824.74	919.16	892.06	967.15	892.06
	(i) Other expenses	14,933.93	13,370.18	16,066.31	4,675.82	3,315.12	5,547.76	4,028.12	5,547.76
5	Total Expenses (4)	4,118.32	2,887.09	1,010.99	58,072.10	59,945.04	68,055.03	65,082.61	68,055.03
6	Profit before exceptional items and tax (3-4)	14,933.93	13,370.18	16,066.31	8,384.95	6,247.44	8,779.89	6,123.58	8,779.89
7	Profit / Loss before tax (5-6)	4,118.32	2,887.09	1,010.99	8,384.95	6,247.44	8,779.89	6,123.58	8,779.89
8	Tax Expense	992.49	818.97	265.92	2,110.00	1,600.00	2,207.73	1,757.55	2,207.73
	(1) Current Tax	462.11	348.34	69.63	787.93	420.08	782.22	410.52	782.22
	(2) Deferred Tax	530.38	470.63	196.29	1,322.07	1,179.92	1,425.51	1,347.03	1,425.51
9	Net Profit for the period (7-8)	2,663.72	1,719.78	675.44	5,487.02	4,227.36	5,789.94	3,955.51	5,789.94
10	Other Comprehensive Income								
	Items that will not be reclassified to profit or (loss)								
	Changes in Fair Value of Equity Investments	(0.52)	0.25	0.45	(0.17)	0.82	(0.17)	0.82	(0.17)
	Remeasurement Cost of Net defined benefits	(33.38)	-	4.83	(33.38)	4.83	(33.38)	4.83	(33.38)
11	Total Comprehensive Income for the period (9+10) (Comprising Profit and Other Comprehensive Income for the period)	2,629.82	1,720.03	680.72	5,453.47	4,233.01	5,756.39	3,961.16	5,756.39
12	Earnings Per Share (of Rs.5/- each) (Not annualised):								
	(a) Basic	1.53	1.00	0.40	3.17	2.46	3.35	2.30	3.35
	(b) Diluted	1.53	1.00	0.40	3.17	2.46	3.35	2.30	3.35

Refer Note: 11



Signature




Notes:

1. Statement of Assets and Liabilities as at March 31, 2018:

Particulars	Standalone (Audited)		Consolidated (Audited)		[Rs. in Lakh]
	As at March 31, 2018	As at March 31, 2017	As at March 31, 2018	As at March 31, 2017	
A. ASSETS					
I Non Current Assets					
a) Property, Plant and Equipment	17,124.52	14,181.03	13,428.93	15,524.34	13,428.93
b) Goodwill on Consolidation	-	-	-	7,885.83	2.44
c) Capital work-in-progress	1,221.10	2,839.98	1,580.34	2,839.98	1,580.34
d) Intangible Assets	-	-	-	-	-
e) Financial Assets:					
i) Investments	11,044.72	11,455.10	916.47	422.91	422.10
ii) Other Financial Assets	16.14	15.92	15.92	15.92	15.92
f) Other non-current assets	2,014.97	1,599.60	2,344.98	1,599.60	2,344.98
TOTAL NON-CURRENT ASSETS	31,421.45	30,091.63	18,286.64	28,288.57	17,794.71
II Current Assets					
a) Inventories	5,668.07	11,642.76	10,447.03	12,404.98	10,447.03
b) Financial Assets:					
i) Current Investments	5,676.29	1,141.86	6,439.81	1,141.86	6,439.82
ii) Trade Receivables	7,646.28	6,886.68	9,544.74	8,783.59	9,544.74
iii) Cash and Cash equivalents	164.44	1,208.15	65.24	1,863.44	513.84
iv) Bank balances other than iii) above	554.71	964.34	562.08	964.41	562.09
v) Loans	60.19	86.33	58.10	86.33	58.11
vi) Other Financial Assets	9.34	79.08	62.48	79.08	62.48
c) Other Current assets	678.55	1,954.63	6,940.45	1,991.75	6,964.53
TOTAL CURRENT ASSETS	20,457.87	23,963.83	34,119.93	27,315.44	34,593.64
TOTAL ASSETS	51,879.32	54,055.46	52,406.57	55,604.01	52,388.35
B. EQUITY AND LIABILITIES					
I Equity					
a) Equity share capital	8,603.47	8,603.47	8,603.47	8,603.47	8,603.47
b) Other Equity	30,003.03	25,584.64	22,386.71	30,567.60	22,360.91
TOTAL-EQUITY	38,606.50	34,188.11	30,990.18	39,171.07	30,964.38
II Liabilities					
II. A Non-Current Liabilities					
a) Provisions	131.68	133.10	136.06	133.10	136.07
b) Deferred Tax Liabilities (net)	1,413.68	625.75	205.67	1,407.26	205.67
c) Other non-current Liabilities	481.50	145.68	161.01	964.25	161.01
TOTAL NON-CURRENT LIABILITIES	2,026.86	904.53	502.74	2,504.61	502.75
II. B Current Liabilities					
a) Financial Liabilities					
i) Borrowings	1,711.91	2,306.08	767.35	2,307.14	767.35
ii) Trade Payables	4,519.74	10,776.68	12,589.43	6,455.60	12,590.66
iii) Other financial liabilities	420.29	400.11	375.11	400.11	375.11
b) Provisions	1,616.61	1,916.54	2,011.16	1,616.64	2,011.16
c) Current Tax Liabilities (Net)	-	82.76	-	82.76	-
d) Other current liabilities	2,977.41	3,480.65	5,170.60	3,125.57	5,175.94
TOTAL CURRENT LIABILITIES	11,245.96	18,962.82	20,913.65	13,925.24	20,920.22
TOTAL LIABILITIES	13,272.82	19,867.35	21,416.39	16,428.43	21,422.97
TOTAL EQUITY AND LIABILITIES	51,879.32	54,055.46	52,406.57	55,599.50	52,388.35

For
Identification
Only

BRAHMAPPA & CO., * CHARTERED ACCOUNTANTS *



Am

2. The Company has adopted Indian Accounting Standards (Ind AS) as prescribed under section 133 of the Companies Act, 2013 with effect from April 01, 2017 and transition date as April 01, 2016. Accordingly, the financial results for the quarter and year ended March 31, 2018 are in compliance with Ind AS and other accounting principles generally accepted in India. The results for the corresponding quarter and year ended March 31, 2017 are also in compliance with Ind AS.

3. The period of lease relating to the leasehold land on which one of the manufacturing units of the Company is operating expired on June 30, 2017 for which requests for renewal have been filed by the Company with Govt. of Tamilnadu, which is under process. The Management is confident of renewal of the lease as the land has been put to use for the purpose for which it has been allotted and hence no adjustments for impact of non-renewal, (which however are unascertainable at this point in time), are deemed necessary in the financial results.

4. The Board of Directors has recommended a dividend of Re. 0.50 per share (10%) on 171,999,229 equity shares of Rs. 5/- each for the financial year 2017-18 subject to approval of members at the Annual General Meeting.

5. Reconciliation of Net Profit as reported under previous Generally Accepted Accounting Principles (Previous GAAP) and as per Ind AS is given below

Particulars	31-Mar-17 Standalone		31-Mar-17 Consolidated Year Ended
	Three Months Ended	Year Ended	
Net Profit after tax as per IGAAP reported earlier	469.99	6,108.74	5,998.54
Add: Rent Equalisation	22.80	91.30	91.30
Less: Depreciation change for Ind AS	-	135.25	135.25
Add: Other Ind AS adjustments	187.48	187.48	187.48
Less: Forex translation adjustment of subsidiaries on Opening & Closing Stocks	-	-	13.70
Less: Remeasurement Cost of net defined benefits	4.83	4.83	4.83
Net Profit after tax under Ind AS	675.44	6,247.44	6,123.54



6. The above results were reviewed by the Audit Committee and approved by the Board of Directors at their respective meetings held on May 16, 2018 and have been audited by the Statutory Auditors of the Company.

7. Based on the review by Chief Operating Decision Maker, manufacture of petrochemicals has been determined as the only operating segment as defined in Ind AS 108: Operating Segments

8. Consequent to the introduction of Goods and Service Tax (GST) w.e.f 01.07.2017, revenue from operation from the quarter ended 30.09.2017 are disclosed net of GST. Till 30.06.2017, excise duty recovered from Sale of Excisable Goods was included in Revenue from Operations, excise duty remitted was included in expenditure and difference between excise duty on opening and closing inventories was included in Other Expenses. Hence, Revenue from the operations and excise duty remitted are not comparable with earlier period figures.

9. Breakup of Turnover for Comparison purposes

Particulars	Standalone				Consolidated	
	Three Months Ended		Year Ended		Year Ended	
	31-Mar-18	31-Dec-17	31-Mar-17	31-Mar-18	31-Mar-17	31-Mar-18
Revenue from Operations (Net)	18,993.24	16,220.13	15,069.23	64,532.51	58,278.57	74,778.26
Add: Excise Duty	-	-	1,833.26	1,757.97	6,678.59	1,757.97
Revenue from Operations (Gross)	18,993.24	16,220.13	16,902.49	66,290.48	64,957.16	76,536.23
						69,884.51



Handwritten signature

10. Note on Changes in Equity

Particulars	[Rs. in Lakhs]	
	Standalone March 31, 2017	Consolidated March 31, 2017
Other Equity - as per IGAAP	23,709.09	22,551.93
Revaluation of Land	2,920.11	2,920.11
Rent Equalisation Adjustments	305.10	305.10
Other Ind AS adjustments	(240.76)	(240.76)
Provision for Expected Credit Loss	(1,014.66)	(1,014.66)
Adjustment to Property, Plant and Equipment on adoption of Ind AS	(135.25)	(135.25)
Revaluation of Investments at Fair value through OCI	1.37	1.37
Deferred Tax Adjustments	39.64	39.64
Other Equity - as per Ind AS	25,584.64	24,427.48

11. The figures of quarters ended 31st March are the balancing figures between audited figures in respect of the full financial year and the published year-to-date figures up to the third quarter of the respective financial years.

12. Previous period figures have been regrouped / reclassified, wherever necessary.

Place: Chennai
Date: May 16, 2018

For Manali Petrochemicals Limited



Muthukrishnan Ravi
Managing Director

